




Half Hazel



Half Helen




Half Harry



Half Hayden



Half Heather



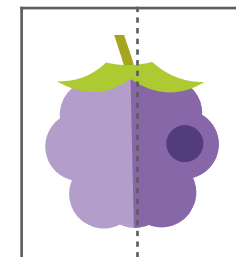
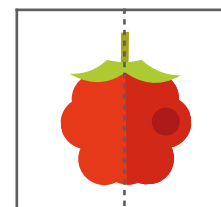
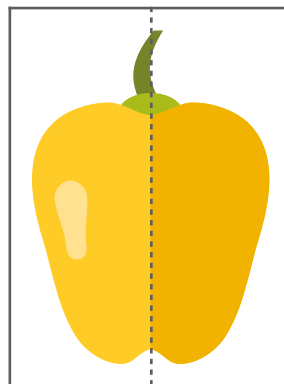
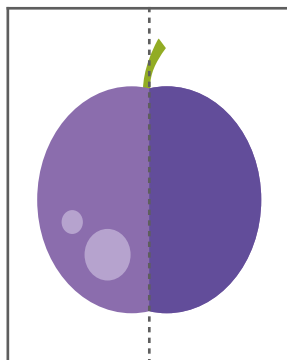

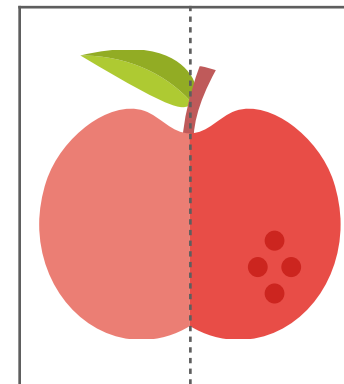


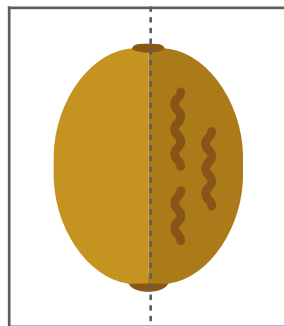

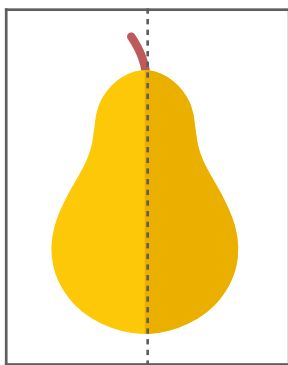
Half Harper

# What is a half?

## Fruit Cards 1A



Cut out the fruit. Fold it on the dotted line. Then cut it in half. Share the halved fruit between the two characters.


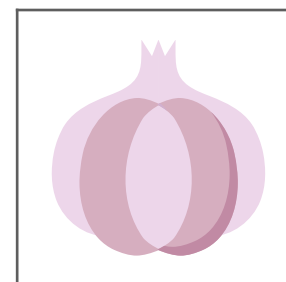



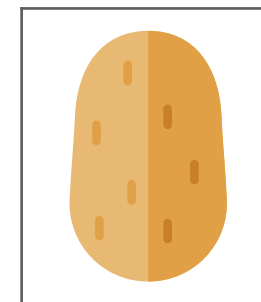


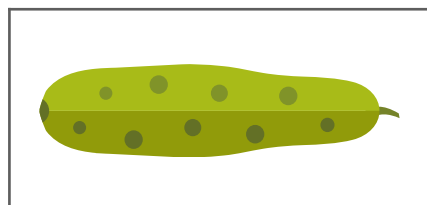
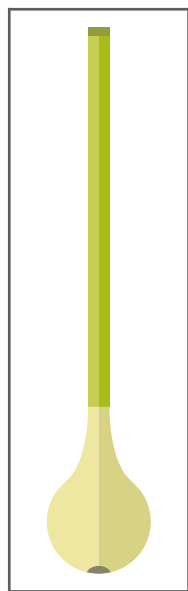
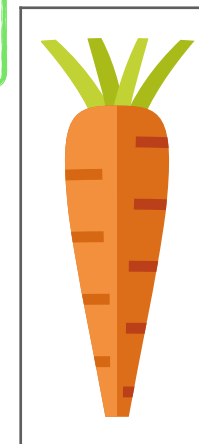





# What is a half?

## Vegetable Cards 1A



Cut out the vegetables. Then fold them in half and cut them along the fold. Share the halved vegetables between the two characters.



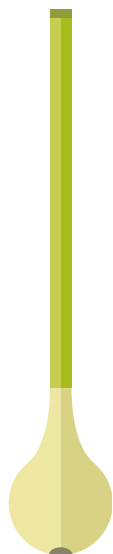






# What is a half?

## Food Cards 1A




Cut out the pieces of food. Then fold them in half and cut them along the fold. Share the halved vegetables between the two characters.




## Make a sandwich


Get one whole slice of bread.



Cut it in half. There are lots of ways you could cut it.



Spread the filling on one half of the bread.



Put both halves of bread on top of each other, with the filling on the inside.



Enjoy your sandwich!



Name: \_\_\_\_\_

Date: \_\_\_\_\_



Today I have been cutting things in half.

Which resources did you use?

Draw the face on the bee to self-assess your work.

